

If you have any questions, please contact me at jamie@teachmommyteach.com

Thank you for downloading!

You May:

- use these resources in your own home or classroom for non-commercial use.
- print as many copies as you would like.
- share the website link, <https://teachmommyteach.com/>, where this printable can be found, so that others can download the file.

You May NOT:

- sell, give away, or share a printed copy. Each person should download separately and print.
- print out a copy for multiple teachers, as in an entire school, co-op, or other group. Each teacher should download separately and print.
- link directly to the pdf. Instead, link to the page on <https://teachmommyteach.com/> or <https://teacherspayteacher.com/> where you found the download.
- claim this or any part of this printable as your own.
- alter this printable and claim it as your own.
- host any of the files on your personal or other websites that can be shared with others.
- Upload this resource to any file sharing sites

Credits!! Thank you Speaking of Images and Open Clipart!



<https://www.teacherspayteachers.com/Store/Speaking-Of-Images>



<https://openclipart.org/>


Rhyming Words Book 2: Cam's Snack

Pre-Reading Worksheets

Your child will practice *CVC* words; specifically the *-am* word family. Your child will practice the *CK* ending and the high frequency word *want*.

Name: _____

On the next page, color the -am as you say the sound each letter represents. Then cut out the pictures on this page. If the picture is an -am word, glue it around the -am that you colored on the next page. If it is not an -am word, place it aside.








Thank you openclipart.org for the wonderful clipart!





-adm

Name: _____

This Bob Book reviews the AM word family. Practice saying the AM sounds.

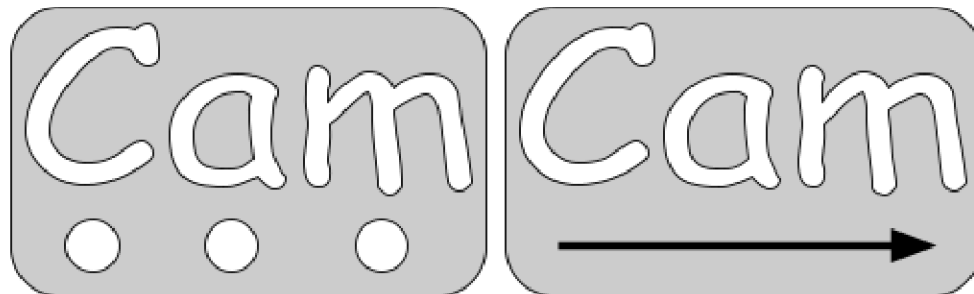

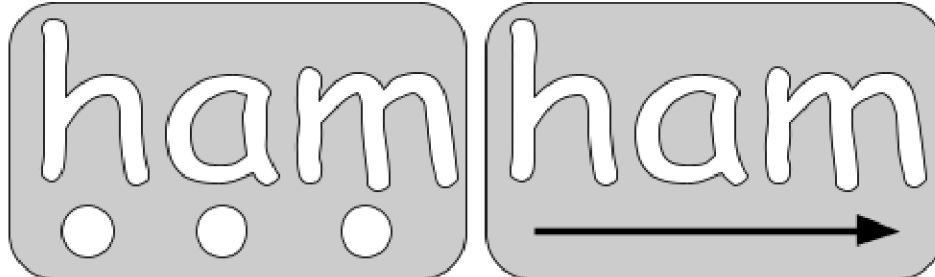
 <p data-bbox="492 764 578 825">/ă/</p> <p data-bbox="269 873 483 905">Spelling Patterns:</p> <p data-bbox="363 940 391 972">a</p> 	 <p data-bbox="1062 764 1243 825">/m/ </p> 
--	---

Practice sounding out the following AM words. Touch each dot and say the sound the letter(s) above represent. Then, touching the arrow, put the sounds together to sound out the word. Circle the AM in each word.

Name: _____

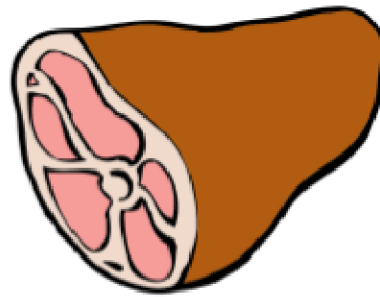

Practice sounding out more AM words. Touch each dot and say the sound the letter(s) above represent. Then, touching the arrow, put the sounds together to sound out the word. Circle the AM in each word.



Name: _____

Read the following short story. Circle every word in the AM word family.

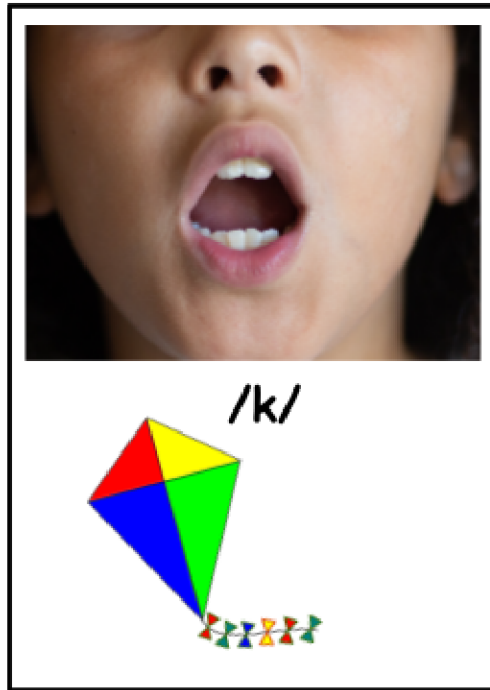
Let's eat! Let's eat a ham. Let's eat a
yam. Let's eat a clam. Let's eat jam. Yum!



Can you think of any other AM words? If you can, write them below.

Name: _____

C, K, and CK represent a 'k sound.' Practice saying the 'k sound.'

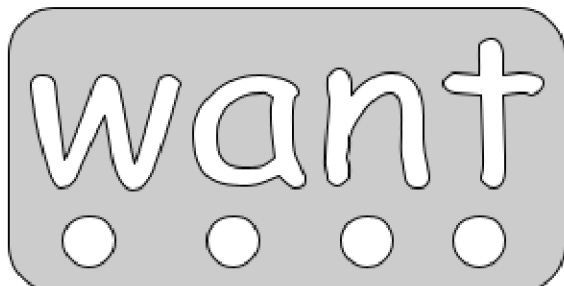


Sound out the following words. Circle the letters in each word that represent a 'k sound.'



Cam • • •	Cam →
snack • • • ○	snack →

Name: _____

The word WANT uses the 'schwa a.' Look at the picture of the mouth below.
Practice saying the 'schwa a' sound. Then sound out the word WANT.



The word WAS also has a 'schwa a' sound.




Rhyming Words Book 2: Cam's Snack

Extra Practice Post-Reading Worksheets

Name: _____

Read the following short story. Circle every a that represents a 'schwa a' sound.

Ham, the pig, was in the mud. The man wants Ham in the tub. Ham wants the mud and a snack. Can the man get Ham in the tub? The man has a snack of yams. The man puts the yams in the tub. Ham wants the snack. Ham gets in the tub.



Thank you openclipart.org for the wonderful clipart!

Rhyming Words Book 2:

Cam's Snack


Answers

Pre-Reading Worksheets

Your child will practice *CVC* words; specifically the *-am* word family. Your child will practice the *CK* ending and the high frequency word *want*.

Name: _____

On the next page, color the -am as you say the sound each letter represents. Then cut out the pictures on this page. If the picture is an -am word, glue it around the -am that you colored on the next page. If it is not an -am word, place it aside.



Thank you openclipart.org for the wonderful clipart!

-adm

Answers

Name: _____

This Bob Book reviews the AM word family. Practice saying the AM sounds.





<p style="text-align: center;">/ă/</p> <p>Spelling Patterns:</p> <p style="text-align: center;">a</p>	<p style="text-align: center;">/m/ </p>

Practice sounding out the following AM words. Touch each dot and say the sound the letter(s) above represent. Then, touching the arrow, put the sounds together to sound out the word. Circle the AM in each word.

Answers

Name: _____

Practice sounding out more AM words. Touch each dot and say the sound the letter(s) above represent. Then, touching the arrow, put the sounds together to sound out the word. Circle the AM in each word.

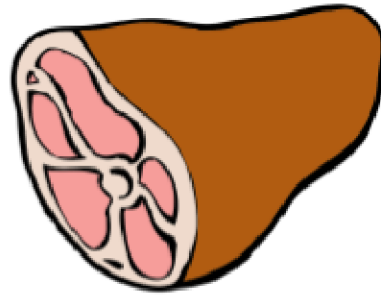



Answers

Name: _____

Read the following short story. Circle every word in the AM word family.

Let's eat! Let's eat a ham Let's eat a
yam. Let's eat a clam Let's eat jam. Yum!



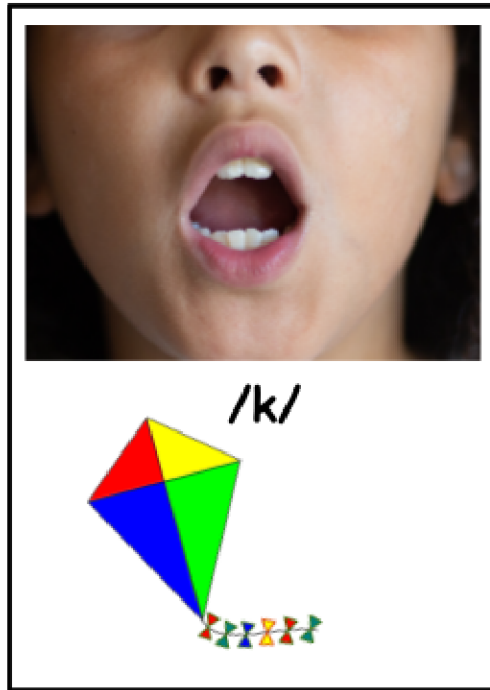
Can you think of any other AM words? If you can, write them below.

ram

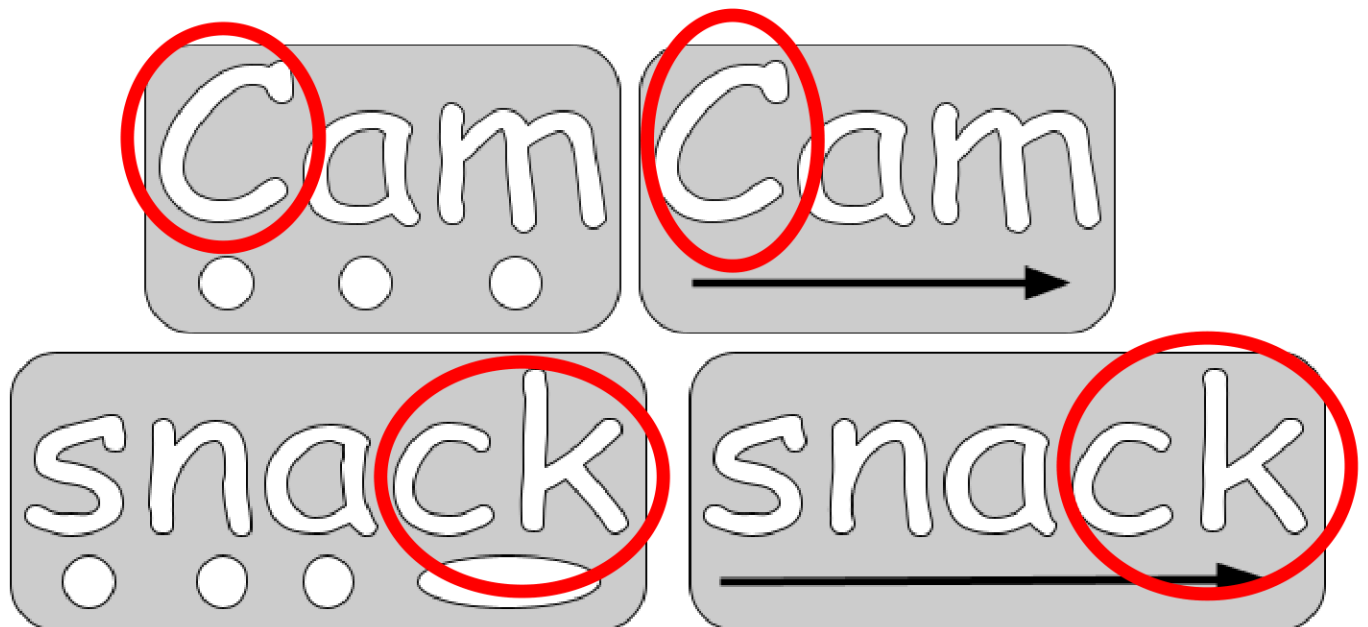
bam

Name: Answers

C, K, and CK represent a 'k sound.' Practice saying the 'k sound.'



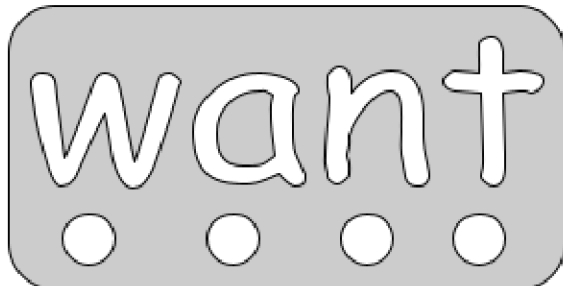
Sound out the following words. Circle the letters in each word that represent a 'k sound.'




Answers

Name: _____

The word WANT uses the 'schwa a.' Look at the picture of the mouth below.
Practice saying the 'schwa a' sound. Then sound out the word WANT.



The word WAS also has a 'schwa a' sound.



Rhyming Words Book 2:

Cam's Snack

Answers

Extra Practice


Post-Reading Worksheets

Answers

Name: _____

Read the following short story. Circle every a that represents a 'schwa a' sound.

Ham, the pig, **wa**s in the mud. The man **wa**nts
Ham in the tub. Ham **wa**nts the mud and a snack. Can
the man get Ham in the tub? The man has a snack of
yams. The man puts the yams in the tub. Ham **wa**nts
the snack. Ham gets in the tub.



Thank you openclipart.org for the wonderful clipart!